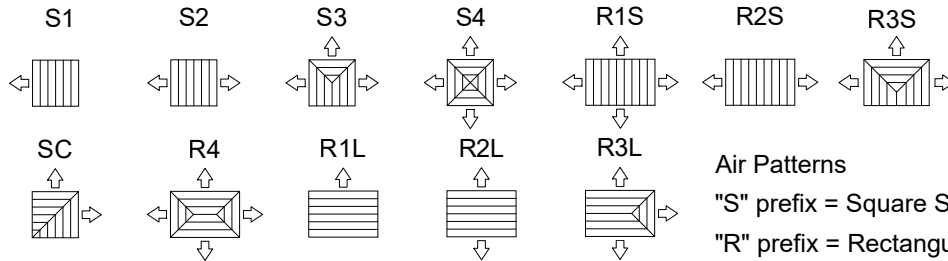
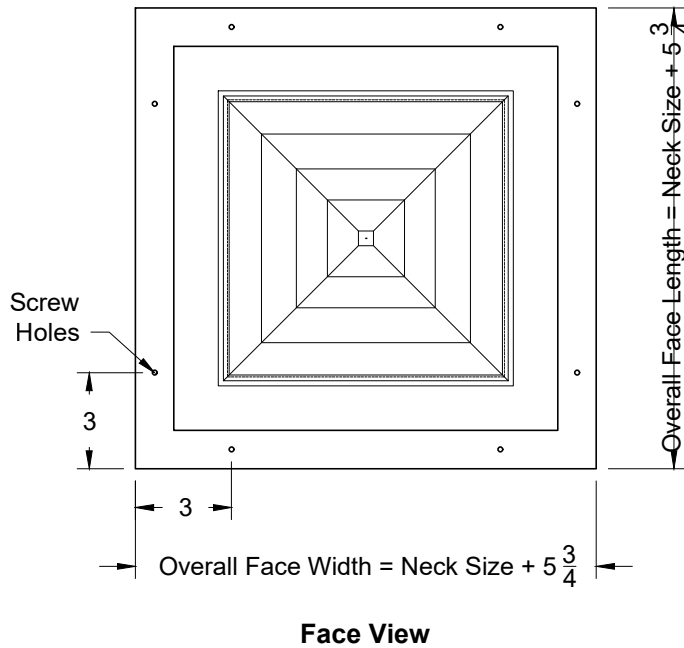
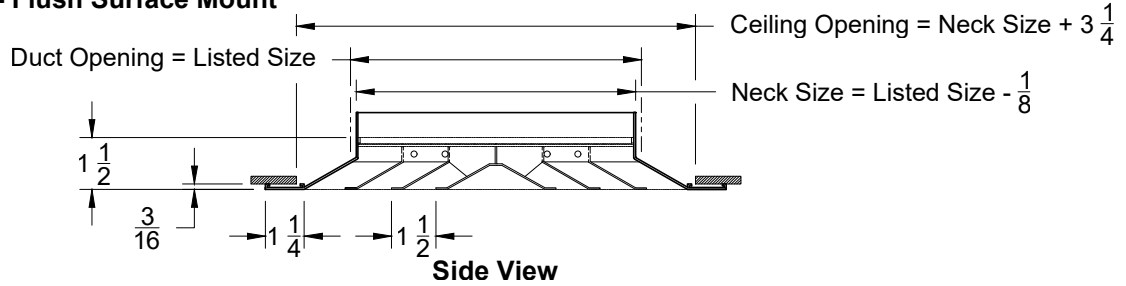


Model: 5500S-1

Louvered Face - Removable Core - Flush Surface Mount

5500S-1 - Flush Surface Mount



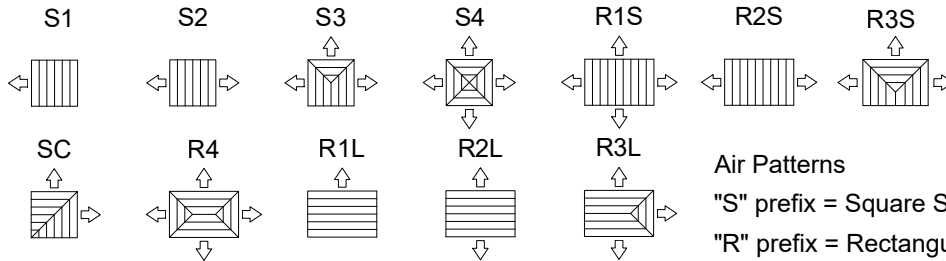
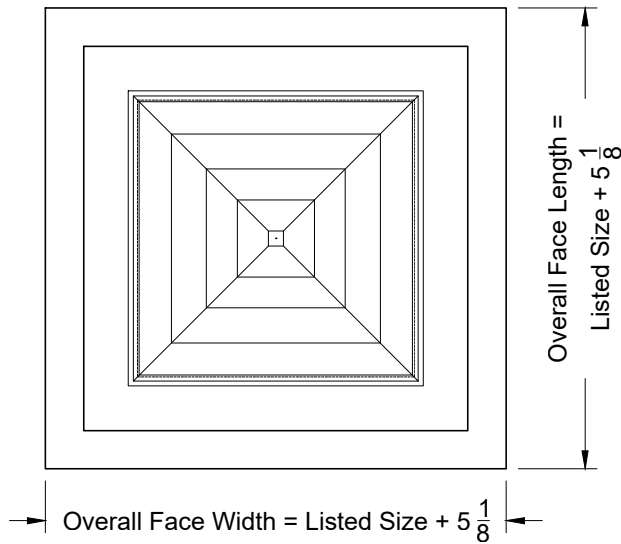
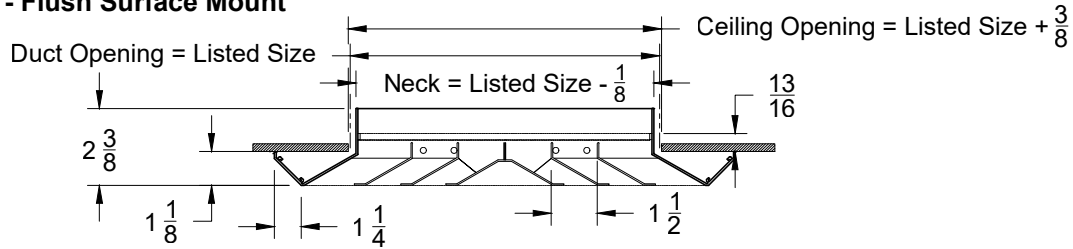
1. Available Finishes	2. Available Accessories	3. Available Options	4. Construction Details
Standard Finish: 01 White Finish 24 Mill Finish Optional Finish 02 Satin Silver 03 Black 28 Custom Color	D5 - Steel Opposed Blade Damper D5A - Aluminum OBD RSD-TR - Steel Radial Shutter Damper with Transition Square to Round L9 - Equalizing Grid (Sq / Rect) G3 - Equalizing Grid (Round) TR - Transition Square to Round TBPF - T-Bar Plaster Frame LIPF - Lay-In Plaster Frame	APD - Air Pattern Deflector IV - Induction Vanes	<ul style="list-style-type: none"> Available Sizes Only as Listed Steel Frame and Cores

All Dimensions $\pm 1/16"$

Model: 5500S-2

Louvered Face - Removable Core - Bevel Drop Surface Mount

5500S-2 - Flush Surface Mount



1. Available Finishes	2. Available Accessories	3. Available Options	4. Construction Details
Standard Finish: 01 White Finish 24 Mill Finish Optional Finish 02 Satin Silver 03 Black 28 Custom Color	D5 - Steel Opposed Blade Damper D5A - Aluminum OBD RSD-TR - Steel Radial Shutter Damper with Transition Square to Round L9 - Equalizing Grid (Sq / Rect) G3 - Equalizing Grid (Round) TR - Transition Square to Round TBPF - T-Bar Plaster Frame LIPF - Lay-In Plaster Frame	APD - Air Pattern Deflector IV - Induction Vanes	<ul style="list-style-type: none"> Available Sizes Only as Listed Steel Frame and Cores

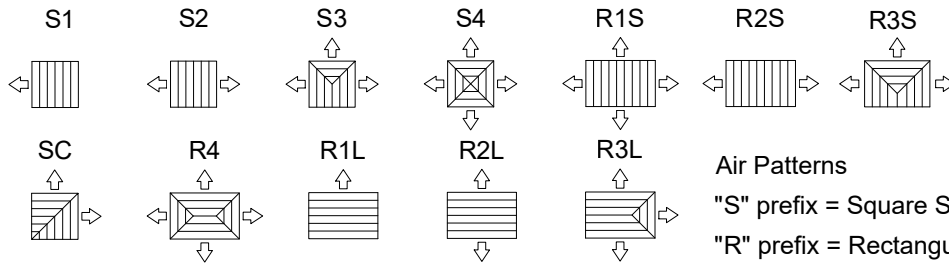
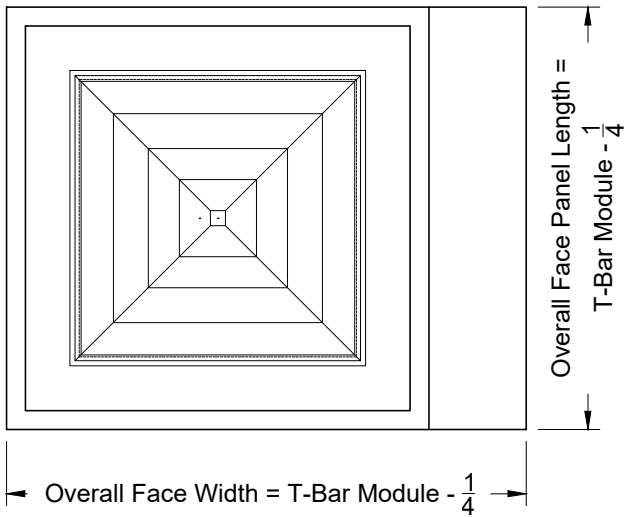
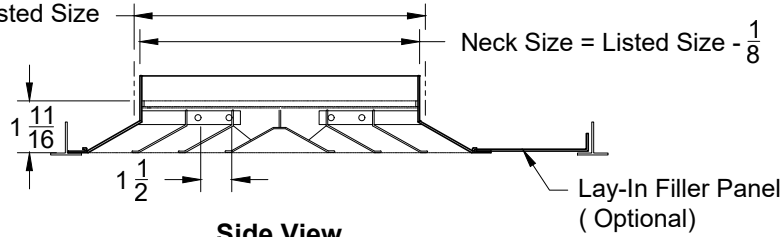
All Dimensions ±1/16"

Model: 5500S-6

Louvered Face - Removable Core - Lay In T-Bar

5500S-6 - Lay In T-Bar

Duct Opening = Listed Size



Available Module Size
12 x 12
24 x 24
36 x 24
48 x 24
48 x 48

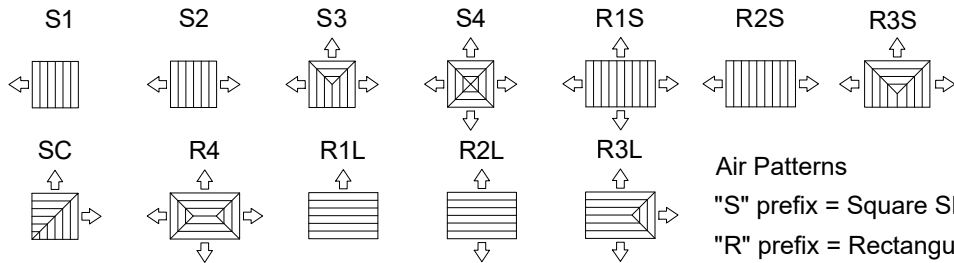
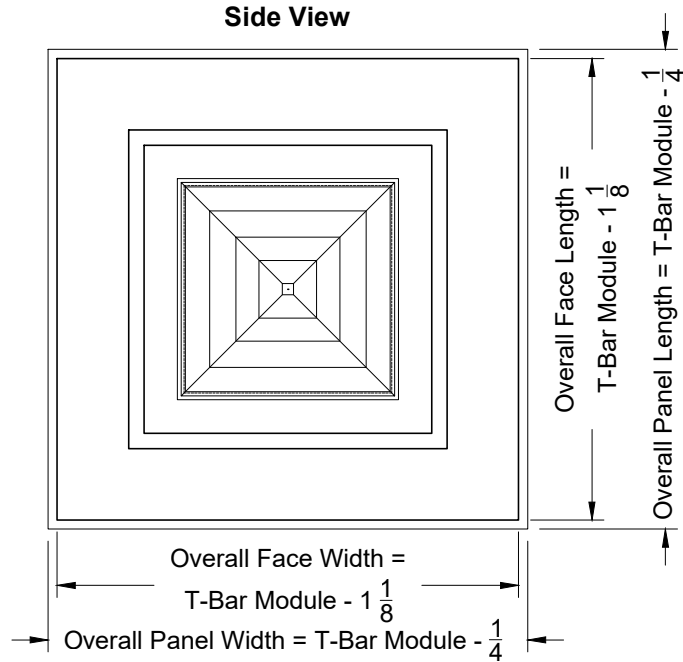
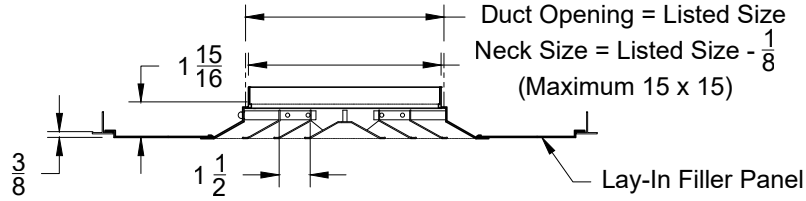
1. Available Finishes	2. Available Accessories	3. Available Options	4. Construction Details
Standard Finish: 01 White Finish 24 Mill Finish Optional Finish 02 Satin Silver 03 Black 28 Custom Color	D5 - Steel Opposed Blade Damper D5A - Aluminum OBD RSD-TR - Steel Radial Shutter Damper with Transition Square to Round L9 - Equalizing Grid (Sq / Rect) G3 - Equalizing Grid (Round) TR - Transition Square to Round TBPF - T-Bar Plaster Frame LIPF - Lay-In Plaster Frame	APD - Air Pattern Deflector IV - Induction Vanes	<ul style="list-style-type: none"> Available Sizes Only as Listed Steel Frame and Cores

All Dimensions $\pm 1/16"$

Model: 5500S-8

Louvered Face - Removable Core - Tegular T-Bar

5500S-8 - Tegular T-Bar



Available Module Size
24 x 24

1. Available Finishes	2. Available Accessories	3. Available Options	4. Construction Details
Standard Finish: 01 White Finish 24 Mill Finish Optional Finish 02 Satin Silver 03 Black 28 Custom Color	D5 - Steel Opposed Blade Damper D5A - Aluminum OBD RSD-TR - Steel Radial Shutter Damper with Transition Square to Round L9 - Equalizing Grid (Sq / Rect) G3 - Equalizing Grid (Round) TR - Transition Square to Round TBPF - T-Bar Plaster Frame LIPF - Lay-In Plaster Frame	APD - Air Pattern Deflector IV - Induction Vanes	<ul style="list-style-type: none"> Available Sizes Only as Listed Steel Frame and Cores

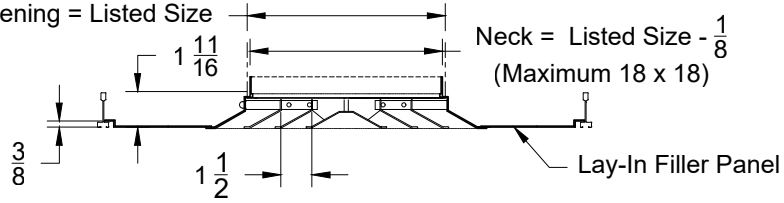
All Dimensions ±1/16"

Model: 5500S-9

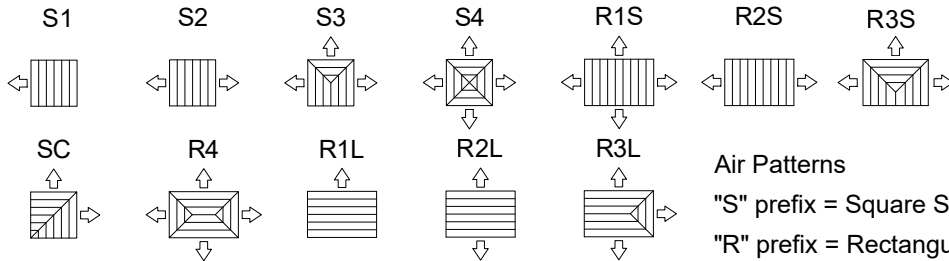
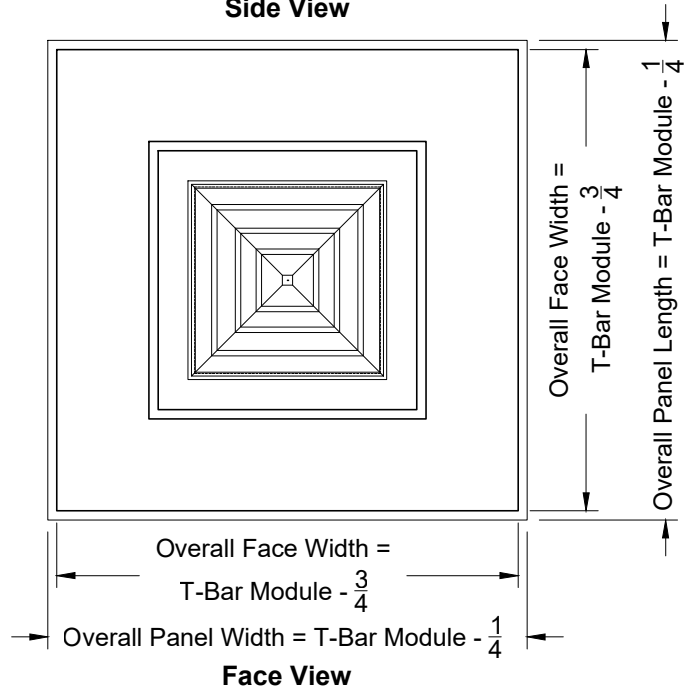
Louvered Face - Removable Core - Bolt Slot

5500S-9 - Bolt Slot

Duct Opening = Listed Size



Side View



Available
Module Size
24 x 24

Air Patterns
"S" prefix = Square Shape
"R" prefix = Rectangular Shape

1. Available Finishes	2. Available Accessories	3. Available Options	4. Construction Details
Standard Finish: 01 White Finish 24 Mill Finish Optional Finish 02 Satin Silver 03 Black 28 Custom Color	D5 - Steel Opposed Blade Damper D5A - Aluminum OBD RSD-TR - Steel Radial Shutter Damper with Transition Square to Round L9 - Equalizing Grid (Sq / Rect) G3 - Equalizing Grid (Round) TR - Transition Square to Round TBPF - T-Bar Plaster Frame LIPF - Lay-In Plaster Frame	APD - Air Pattern Deflector IV - Induction Vanes	<ul style="list-style-type: none"> Available Sizes Only as Listed Steel Frame and Cores

All Dimensions $\pm 1/16"$